

Quiz

WHAT IS YOUR DIAGNOSIS?

Patient: 37-year-old Caucasian female, white-collar worker.

Symptoms: chronic malaise, muscle weakness, recurrent headache and somnolence.

Anamnesis: smoking period of 5 years, an episode of rash as an allergy to penicillin, episodes of depression, two children (cesarean section), appendectomy. She did not lose weight. She was exposed to stress in her work environment. In some work situations she

felt the sensation of stinging and crushing behind the sternum.

Physical examination: except for scars after cesarean section and after appendectomy, no abnormalities.

Computed tomography: An oval tumor sized $65 \times 47 \times 53$ mm with smooth contours in the upper anterior mediastinum. The remaining mediastinal and lung hilum lymph nodes were not enlarged. The computed tomography image suggested thymoma.

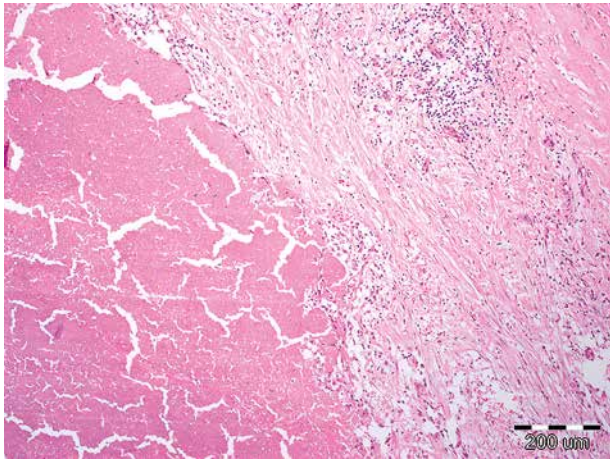


Fig. 1.

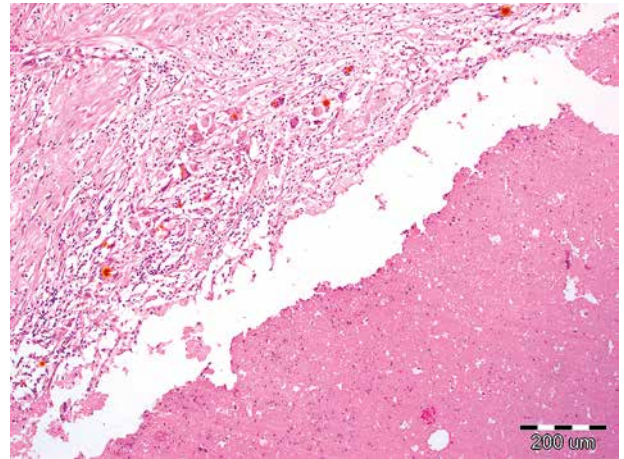


Fig. 2.

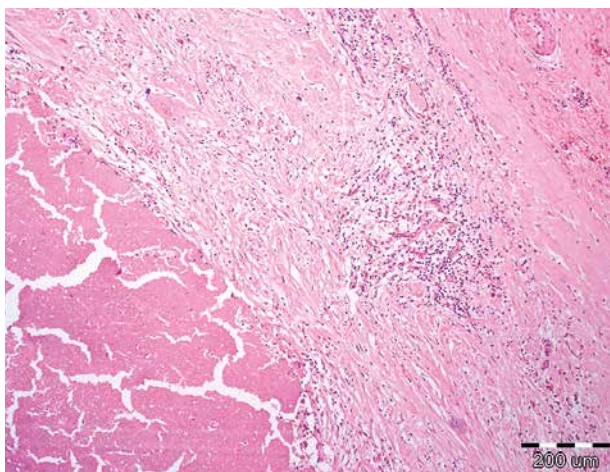


Fig. 3.

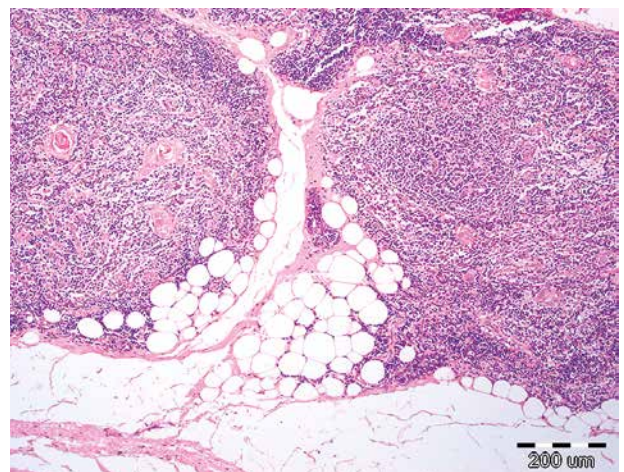


Fig. 4.

Microscopic images: Histological examination was much more difficult due the fact that almost the entire tumor was necrotically changed. Apart from fragments of thymus and extensive karyorrhectic necrosis in inflammatory infiltrate consisted of his-

tiocytes, plasma cells and lymphocytes. In addition, immunohistochemistry was performed: Bcl-2 (+); EMA(-); CD3(+); CD20(+); CD68(+); and Ki-67 (+) in single cells.

Piotr Błasiak¹, Michał Jeleń², Adam Rzechonek¹, Marek Marciniak¹, Konrad Pawełczyk¹, Jan Cianciara¹,
Jerzy Kołodziej¹, Beata Muszczyńska-Bernhard³

¹Department of Thoracic Surgery, Medical University of Wrocław, Poland

²Department of Pathomorphology and Oncological Cytology, Medical University of Wrocław, Poland

³Department of Pathomorphology, Lower Silesian Lung Diseases Center, Wrocław, Poland

Answers should be sent to the Editorial Office by 20.03.2016. The correct answer will be announced in the next issue of the *Polish Journal of Pathology*. All participants with the highest number of correct answers to the quizzes published in vol. 66 (4 issues) will be entered into the prize draw for a book.